

5. CBNPC avec réarrangement *ALK* en situation OLIGO- ou MULTI-METASTATIQUE, prise en charge inaugurale

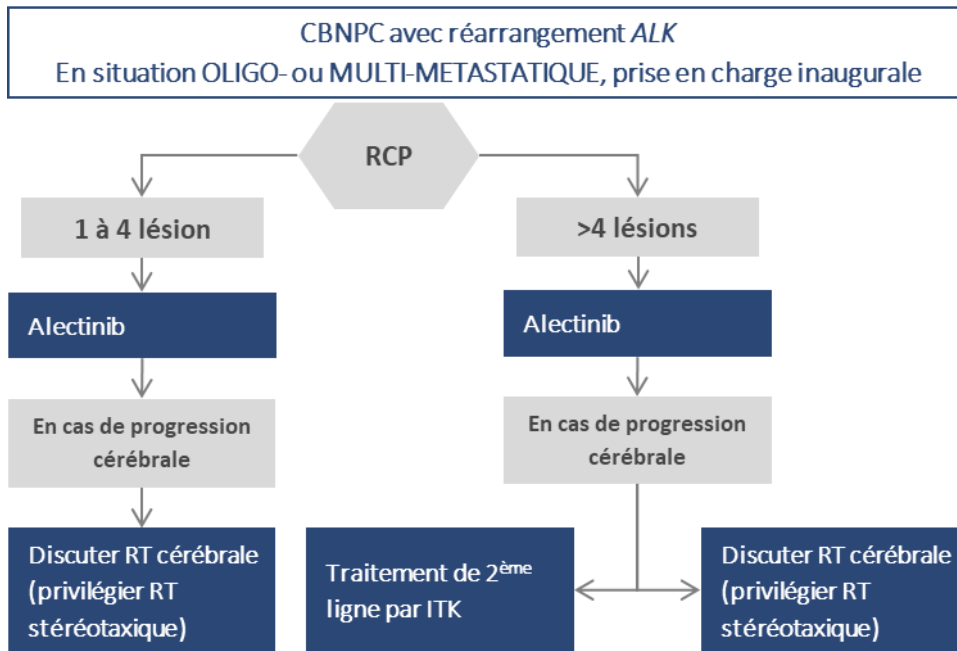



Figure 5 – Arbre d’aide à la décision pour la prise en charge des métastases cérébrales chez les patients présentant un CBNPC avec réarrangement *ALK* en situation OLIGO- ou MULTI-METASTATIQUE.



REFERENCES

1. Alexander BM, Brown PD, Ahluwalia MS, Aoyama H, Baumert BG, Chang SM, et al. Clinical trial design for local therapies for brain metastases: a guideline by the Response Assessment in Neuro-Oncology Brain Metastases working group. *Lancet Oncol.* 2018;19(1):e33–42.
2. Peters S, Camidge DR, Shaw AT, Gadgeel S, Ahn JS, Kim D-W, et al. Alectinib versus Crizotinib in Untreated ALK-Positive Non-Small-Cell Lung Cancer. *N Engl J Med.* 2017 31;377(9):829–38.
3. Chargari C, Dhermain F. Métastases cérébrales d'un cancer bronchique non à petites cellules: du traitement standardisé au traitement personnalisé. *Rev Mal Respir Actual.* 2013;5(5):547–56.
4. Sperduto PW, Kased N, Roberge D, Xu Z, Shanley R, Luo X, et al. Summary report on the graded prognostic assessment: an accurate and facile diagnosis-specific tool to estimate survival for patients with brain metastases. *J Clin Oncol Off J Am Soc Clin Oncol.* 2012 Feb 1;30(4):419–25.
5. Sperduto PW, Yang TJ, Beal K, Pan H, Brown PD, Bangdiwala A, et al. Estimating Survival in Patients With Lung Cancer and Brain Metastases: An Update of the Graded Prognostic Assessment for Lung Cancer Using Molecular Markers (Lung-molGPA). *JAMA Oncol.* 2017 Jun 1;3(6):827–31.
6. Schellinger PD, Meinck HM, Thron A. Diagnostic accuracy of MRI compared to CCT in patients with brain metastases. *J Neurooncol.* 1999;44(3):275–81.
7. Sighvatsson V, Ericson K, Tómasson H. Optimising contrast-enhanced cranial CT for detection of brain metastases. *Acta Radiol Stockh Swed* 1987. 1998 Nov;39(6):718–22.
8. Seute T, Leffers P, ten Velde GPM, Twijnstra A. Detection of brain metastases from small cell lung cancer: consequences of changing imaging techniques (CT versus MRI). *Cancer.* 2008 Apr 15;112(8):1827–34.
9. Prabhu RS, Press RH, Patel KR, Boselli DM, Symanowski JT, Lankford SP, et al. Single-Fraction Stereotactic Radiosurgery (SRS) Alone Versus Surgical Resection and SRS for Large Brain Metastases: A Multi-institutional Analysis. *Int J Radiat Oncol Biol Phys.* 2017 01;99(2):459–67.
10. Patchell RA, Tibbs PA, Walsh JW, Dempsey RJ, Maruyama Y, Kryscio RJ, et al. A randomized trial of surgery in the treatment of single metastasis to the brain. *N Engl J Med.* 1990 Feb 22;322(8):494–500.
11. Noordijk EM, Vecht CJ, Haaxma-Reiche H, Padberg GW, Voormolen JH, Hoekstra FH, et al. The choice of treatment of single brain metastasis should be based on extracranial tumor activity and age. *Int J Radiat Oncol Biol Phys.* 1994 Jul 1;29(4):711–7.
12. Mintz AH, Kestle J, Rathbone MP, Gaspar L, Hugenholtz H, Fisher B, et al. A randomized trial to assess the efficacy of surgery in addition to radiotherapy in patients with a single cerebral metastasis. *Cancer.* 1996 Oct 1;78(7):1470–6.
13. Latorzeff I, Antoni D, Gaudaire-Josset S, Feuvret L, Tallet-Richard A, Truc G, et al. Radiothérapie des métastases cérébrales. *Cancer/Radiothérapie.* 2016 Sep;20:S80–7.
14. Sahgal A, Aoyama H, Kocher M, Neupane B, Collette S, Tago M, et al. Phase 3 trials of stereotactic radiosurgery with or without whole-brain radiation therapy for 1 to 4 brain metastases: individual patient data meta-analysis. *Int J Radiat Oncol Biol Phys.* 2015 Mar 15;91(4):710–7.
15. Yamamoto M, Serizawa T, Shuto T, Akabane A, Higuchi Y, Kawagishi J, et al. Stereotactic radiosurgery for patients with multiple brain metastases (JLKG0901): a multi-institutional prospective observational study. *Lancet Oncol.* 2014 Apr;15(4):387–95.
16. Zindler JD, Bruynzeel AME, Eekers DBP, Hurkmans CW, Swinnen A, Lambin P. Whole brain radiotherapy versus stereotactic radiosurgery for 4-10 brain metastases: a phase III randomised multicentre trial. *BMC Cancer.* 2017 Jul 25;17(1):500.
17. Gerosa M, Nicolato A, Foroni R, Tomazzoli L, Bricolo A. Analysis of long-term outcomes and prognostic factors in patients with non-small cell lung cancer brain metastases treated by gamma knife radiosurgery. *J Neurosurg.* 2005 Jan;102 Suppl:75–80.
18. Motta M, del Vecchio A, Attuati L, Picozzi P, Perna L, Franzin A, et al. Gamma knife radiosurgery for treatment of cerebral metastases from non-small-cell lung cancer. *Int J Radiat Oncol Biol Phys.* 2011 Nov 15;81(4):e463–8.
19. Fuentes R, Osorio D, Expósito Hernandez J, Simancas-Racines D, Martínez-Zapata MJ, Bonfill Cosp X. Surgery versus stereotactic radiotherapy for people with single or solitary brain metastasis. *Cochrane Database Syst Rev.* 2018 20;8:CD012086.
20. Ma TM, Grimm J, McIntyre R, Anderson-Keightly H, Kleinberg LR, Hales RK, et al. A prospective evaluation of hippocampal radiation dose volume effects and memory deficits following cranial irradiation. *Radiother Oncol J Eur Soc Ther Radiol Oncol.* 2017;125(2):234–40.
21. Rodríguez de Dios N, Couñago F, López JL, Calvo P, Murcia M, Rico M, et al. Treatment Design and Rationale for a Randomized Trial of Prophylactic Cranial Irradiation With or Without Hippocampal Avoidance for SCLC: PREMIER Trial on Behalf of the Oncologic Group for the Study of Lung Cancer/Spanish Radiation Oncology Group-Radiation Oncology Clinical Research Group. *Clin Lung Cancer.* 2018 Sep;19(5):e693–7.
22. Gans JH, Raper DMS, Shah AH, Bregy A, Heros D, Lally BE, et al. The role of radiosurgery to the tumor bed after resection of brain metastases. *Neurosurgery.* 2013 Mar;72(3):317–25; discussion 325–6.
23. Brown PD, Ballman KV, Cerhan JH, Anderson SK, Carrero XW, Whitton AC, et al. Postoperative stereotactic radiosurgery compared with whole brain radiotherapy for resected metastatic brain disease (NCCTG N107C/CEC-3): a multicentre, randomised, controlled, phase 3 trial. *Lancet Oncol.* 2017;18(8):1049–60.
24. Chang EL, Wefel JS, Hess KR, Allen PK, Lang FF, Kornguth DG, et al. Neurocognition in patients with brain metastases treated with radiosurgery or radiosurgery plus whole-brain irradiation: a randomised controlled trial. *Lancet Oncol.* 2009 Nov;10(11):1037–44.
25. Soffietti R, Kocher M, Abacioglu UM, Villa S, Fauchon F, Baumert BG, et al. A European Organisation for Research and Treatment of




- Cancer phase III trial of adjuvant whole-brain radiotherapy versus observation in patients with one to three brain metastases from solid tumors after surgical resection or radiosurgery: quality-of-life results. *J Clin Oncol Off J Am Soc Clin Oncol*. 2013 Jan 1;31(1):65–72.
26. Brown PD, Jaeckle K, Ballman KV, Farace E, Cerhan JH, Anderson SK, et al. Effect of Radiosurgery Alone vs Radiosurgery With Whole Brain Radiation Therapy on Cognitive Function in Patients With 1 to 3 Brain Metastases: A Randomized Clinical Trial. *JAMA*. 2016 Jul 26;316(4):401–9.
 27. Churilla TM, Ballman KV, Brown PD, Twohy EL, Jaeckle K, Farace E, et al. Stereotactic Radiosurgery With or Without Whole-Brain Radiation Therapy for Limited Brain Metastases: A Secondary Analysis of the North Central Cancer Treatment Group N0574 (Alliance) Randomized Controlled Trial. *Int J Radiat Oncol Biol Phys*. 2017 01;99(5):1173–8.
 28. Robinet G, Thomas P, Breton JL, Léna H, Gouva S, Dabouis G, et al. Results of a phase III study of early versus delayed whole brain radiotherapy with concurrent cisplatin and vinorelbine combination in inoperable brain metastasis of non-small-cell lung cancer: Groupe Français de Pneumo-Cancérologie (GFPC) Protocol 95-1. *Ann Oncol Off J Eur Soc Med Oncol ESMO*. 2001 Jan;12(1):59–67.
 29. Ansari RH, Socinski MA, Edelman MJ, Belani CP, Gonin R, Catalano RB, et al. A retrospective analysis of outcomes by age in a three-arm phase III trial of gemcitabine in combination with carboplatin or paclitaxel vs. paclitaxel plus carboplatin for advanced non-small cell lung cancer. *Crit Rev Oncol Hematol*. 2011 May;78(2):162–71.
 30. Bailon O, Chouahnia K, Augier A, Bouillet T, Billot S, Coman I, et al. Upfront association of carboplatin plus pemetrexed in patients with brain metastases of lung adenocarcinoma. *Neuro-Oncol*. 2012 Apr;14(4):491–5.
 31. Lee DH, Han J-Y, Kim HT, Yoon SJ, Pyo HR, Cho KH, et al. Primary chemotherapy for newly diagnosed nonsmall cell lung cancer patients with synchronous brain metastases compared with whole-brain radiotherapy administered first : result of a randomized pilot study. *Cancer*. 2008 Jul 1;113(1):143–9.
 32. Barlesi F, Gervais R, Lena H, Hureaux J, Berard H, Paillot D, et al. Pemetrexed and cisplatin as first-line chemotherapy for advanced non-small-cell lung cancer (NSCLC) with asymptomatic inoperable brain metastases: a multicenter phase II trial (GFPC 07-01). *Ann Oncol Off J Eur Soc Med Oncol ESMO*. 2011 Nov;22(11):2466–70.
 33. Besse B, Lasserre SF, Compton P, Huang J, Augustus S, Rohr U-P. Bevacizumab safety in patients with central nervous system metastases. *Clin Cancer Res Off J Am Assoc Cancer Res*. 2010 Jan 1;16(1):269–78.
 34. Socinski MA, Langer CJ, Huang JE, Kolb MM, Compton P, Wang L, et al. Safety of bevacizumab in patients with non-small-cell lung cancer and brain metastases. *J Clin Oncol Off J Am Soc Clin Oncol*. 2009 Nov 1;27(31):5255–61.
 35. Besse B, Le Moulec S, Mazières J, Senellart H, Barlesi F, Chouaid C, et al. Bevacizumab in Patients with Nonsquamous Non-Small Cell Lung Cancer and Asymptomatic, Untreated Brain Metastases (BRAIN): A Nonrandomized, Phase II Study. *Clin Cancer Res Off J Am Assoc Cancer Res*. 2015 Apr 15;21(8):1896–903.
 36. Brahmer J, Reckamp KL, Baas P, Crinò L, Eberhardt WEE, Poddubskaya E, et al. Nivolumab versus Docetaxel in Advanced Squamous-Cell Non-Small-Cell Lung Cancer. *N Engl J Med*. 2015 Jul 9;373(2):123–35.
 37. Borghaei H, Paz-Ares L, Horn L, Spigel DR, Steins M, Ready NE, et al. Nivolumab versus Docetaxel in Advanced Nonsquamous Non-Small-Cell Lung Cancer. *N Engl J Med*. 2015 Sep 27;
 38. Goldman JW, Crino L, Vokes EE, Holgado E, Reckamp K, Pluzanski A, et al. P2.36: Nivolumab (nivo) in Patients (pts) With Advanced (adv) NSCLC and Central Nervous System (CNS) Metastases (mets): Track: Immunotherapy. *J Thorac Oncol Off Publ Int Assoc Study Lung Cancer*. 2016 Oct;11(10S):S238–9.
 39. Goldberg SB, Gettinger SN, Mahajan A, Chiang AC, Herbst RS, Sznol M, et al. Pembrolizumab for patients with melanoma or non-small-cell lung cancer and untreated brain metastases: early analysis of a non-randomised, open-label, phase 2 trial. *Lancet Oncol*. 2016 Jul;17(7):976–83.
 40. Rittmeyer A, Barlesi F, Waterkamp D, Park K, Ciardiello F, von Pawel J, et al. Atezolizumab versus docetaxel in patients with previously treated non-small-cell lung cancer (OAK): a phase 3, open-label, multicentre randomised controlled trial. *Lancet Lond Engl*. 2016 Dec 12;
 41. Ahmed KA, Kim S, Arrington J, Naghavi AO, Dilling TJ, Creelan BC, et al. Outcomes targeting the PD-1/PD-L1 axis in conjunction with stereotactic radiation for patients with non-small cell lung cancer brain metastases. *J Neurooncol*. 2017 May 2;
 42. Schapira E, Hubbeling H, Yeap BY, Mehan WA, Shaw AT, Oh K, et al. Improved Overall Survival and Locoregional Disease Control With Concurrent PD-1 Pathway Inhibitors and Stereotactic Radiosurgery for Lung Cancer Patients With Brain Metastases. *Int J Radiat Oncol Biol Phys*. 2018 Jul 1;101(3):624–9.
 43. Chen L, Douglass J, Kleinberg L, Ye X, Marciscano AE, Forde PM, et al. Concurrent Immune Checkpoint Inhibitors and Stereotactic Radiosurgery for Brain Metastases in Non-Small Cell Lung Cancer, Melanoma, and Renal Cell Carcinoma. *Int J Radiat Oncol Biol Phys*. 2018 Mar 15;100(4):916–25.
 44. Linskey ME, Andrews DW, Asher AL, Burri SH, Kondziolka D, Robinson PD, et al. The role of stereotactic radiosurgery in the management of patients with newly diagnosed brain metastases: a systematic review and evidence-based clinical practice guideline. *J Neurooncol*. 2010 Jan;96(1):45–68.
 45. Langley RE, Stephens RJ, Nankivell M, Pugh C, Moore B, Navani N, et al. Interim data from the Medical Research Council QUARTZ Trial: does whole brain radiotherapy affect the survival and quality of life of patients with brain metastases from non-small cell lung cancer? *Clin Oncol R Coll Radiol G B*. 2013 Mar;25(3):e23–30.
 46. Mulvenna P, Nankivell M, Barton R, Faivre-Finn C, Wilson P, McColl E, et al. Dexamethasone and supportive care with or without whole brain radiotherapy in treating patients with non-small cell lung cancer with brain metastases unsuitable for resection or stereotactic radiotherapy (QUARTZ): results from a phase 3, non-inferiority, randomised trial. *Lancet Lond Engl*. 2016 Oct 22;388(10055):2004–14.
 47. Barlesi F, Spano J-P, Cortot AB, Carpentier AF, Robinet G, Besse B. [Systemic treatment of brain metastases from lung cancer]. *Cancer*



Métastases cérébrales

- Radiothérapie J Société Fr Radiothérapie Oncol. 2015 Feb;19(1):43–7.
48. Noël G, Tallet A, Truc G, Bernier V, Feuvret L, Assouline A, et al. [Whole brain radiation therapy for brain metastases: Advantages and controversies]. *Cancer Radiothérapie J Société Fr Radiothérapie Oncol.* 2015 Feb;19(1):30–5.
 49. Magnuson WJ, Lester-Coll NH, Wu AJ, Yang TJ, Lockney NA, Gerber NK, et al. Management of Brain Metastases in Tyrosine Kinase Inhibitor-Naïve Epidermal Growth Factor Receptor-Mutant Non-Small-Cell Lung Cancer: A Retrospective Multi-Institutional Analysis. *J Clin Oncol Off J Am Soc Clin Oncol.* 2017 Apr 1;35(10):1070–7.
 50. Ballard P, Yates JWT, Yang Z, Kim D-W, Yang JC-H, Cantarini M, et al. Preclinical Comparison of Osimertinib with Other EGFR-TKIs in EGFR-Mutant NSCLC Brain Metastases Models, and Early Evidence of Clinical Brain Metastases Activity. *Clin Cancer Res Off J Am Assoc Cancer Res.* 2016 Oct 15;22(20):5130–40.
 51. Soria J-C, Ohe Y, Vansteenkiste J, Reungwetwattana T, Chewaskulyong B, Lee KH, et al. Osimertinib in Untreated EGFR-Mutated Advanced Non-Small-Cell Lung Cancer. *N Engl J Med.* 2017 Nov 18;
 52. Mok TS, Wu Y-L, Ahn M-J, Garassino MC, Kim HR, Ramalingam SS, et al. Osimertinib or Platinum-Pemetrexed in EGFR T790M-Positive Lung Cancer. *N Engl J Med.* 2016 Dec 6;
 53. Wang X, Xu Y, Tang W, Liu L. Efficacy and Safety of Radiotherapy Plus EGFR-TKIs in NSCLC Patients with Brain Metastases: A Meta-Analysis of Published Data. *Transl Oncol.* 2018 Oct;11(5):1119–27.
 54. Solomon BJ, Mok T, Kim D-W, Wu Y-L, Nakagawa K, Mekhail T, et al. First-line crizotinib versus chemotherapy in ALK-positive lung cancer. *N Engl J Med.* 2014 Dec 4;371(23):2167–77.
 55. Costa DB, Shaw AT, Ou S-HI, Solomon BJ, Riely GJ, Ahn M-J, et al. Clinical Experience With Crizotinib in Patients With Advanced ALK-Rearranged Non-Small-Cell Lung Cancer and Brain Metastases. *J Clin Oncol Off J Am Soc Clin Oncol.* 2015 Jun 10;33(17):1881–8.
 56. Soria J-C, Tan DSW, Chiari R, Wu Y-L, Paz-Ares L, Wolf J, et al. First-line ceritinib versus platinum-based chemotherapy in advanced ALK-rearranged non-small-cell lung cancer (ASCEND-4): a randomised, open-label, phase 3 study. *Lancet Lond Engl.* 2017 Mar 4;389(10072):917–29.




DECLARATION DES LIENS D'INTERETS

Les personnes ci-dessous ont déclaré des liens d'intérêt en oncologie thoracique pour des participations à des congrès, séminaires ou formations ; des bourses ou autre financement ; des rémunérations personnelles ; des intéressements ; ou tout autre lien pertinent dans les 3 dernières années :

ARPIN D : Takeda, Roche
 AUDIGIER-VALETTE C : Roche, Abbvie, BMS, MSD, Takeda, Boehringer, AstraZeneca, Pfizer, Novartis, Fabre, Amgen, Lilly
 AVRILLON V : BMS, Abbvie.
 BARANZELLI A. : Roche, Takeda, BMS, MSD
 BAUD M. : Boehringer
 BAYCE BLEUEZ S. : Roche, BMS, AMGEN
 BERARD H : Roche, Pfizer, Boehringer
 BERNARDI M. : BMS, Sandoz, Roche
 BOMBARON P : Roche, AstraZeneca, BMS, Boehringer.
 COURAUD S. : AstraZeneca, Boehringer Ingelheim, Lilly, Merck, MSD, Novartis, Pfizer, Roche, Sysmex Innostics, Chugai, Laidet.
 DELCLAUX B : BMS, Boehringer, AstraZeneca, Novartis, Roche.
 DEMIR S : Pfizer, BMS
 FALCHERO L. : Roche, Boehringer, AstraZeneca, BMS, Pfizer, Amgen.
 FOUCHER P : AstraZeneca, Roche, BMS, MSD, Chugai, Vifor, IFCT, PFIZER
 FOURNEL P. : Lilly, Amgen, BMS, MSD, Roche, Pfizer, Astellas, Boehringer, AstraZeneca, Takeda, Novartis, PFO
 GERINIERE L : Lilly
 GIAJ LEVRA M. : MSD, BMS, Roche, AstraZeneca, Novartis, Pfizer, Boehringer
 GONZALEZ G. : Roche, Novartis, Pharmadom
 GOUNANT V : Takeda, Lilly, Roche, AstraZeneca, BMS, Boehringer, Pfizer, Novartis.
 GROUET A. : Boehringer, Novartis
 HAMMOU Y : Chiesi, ISIS, Elia
 JACOULET P : Boehringer
 JANICOT H. Boehringer
 LARIVE S. : TEVA Santé, Pfizer, Boehringer, BMS, MSD, AstraZeneca.
 LE TREUT J. : AstraZeneca, Boehringer, Roche, BMS, MSD
 LOCATELLI SANCHEZ M. : Boehringer, BMS, AstraZeneca, LFB
 LUCIANI S : Pfizer
 MARTIN E. : Astra Zeneca
 MASTROIANNI B : Amgen
 MERLE P : MSD, AstraZeneca, BMS, Pfizer
 MORO-SIBILOT D : Roche, Pfizer, Lilly, Boehringer, MSD, BMS, Takeda, AstraZeneca, Novartis, Amgen, Abbvie
 NAKAD A : BMS
 ODIER L. : Lilly, Amgen, Pfizer
 PAULUS V : MSD, Roche
 PEROL M. : Roche, AstraZeneca, Boehringer, Lilly, Takeda, BMS, MSD, Pfizer, Novartis, Chugai
 PERROT E. : AstraZeneca
 PINSOLLE J. : Takeda, MSD, Roche, Pfizer, Agiradom.
 RANCHON F : CELGENE, JAZZPHORNA
 SAKHRI L : Pfizer, BMS.
 SOUQUET P.-J. : Amgen, AstraZeneca, BI, CHUGAI, P FABRE, LILLY, MSD, BMS, Pfizer, Novartis, Sandoz, Roche, Takeda, Bayer, Merrimack, Merck, Astellas,
 TAVIOT B : Chiesi
 TISSOT C : Amgen, Sandoz, BMS
 WATKIN E. : MSD, AstraZeneca, Boehringer, Pfizer, Roche, BMS
 ZALCMAN G. : Roche, AstraZeneca, BMS, Pfizer, Novartis, Abbvie, MSD, Boehringer, GSK, Inventiva

Les autres participants et membres des groupes de travail n'ont déclaré aucun lien d'intérêt en oncologie thoracique. Aucun participant ou membre d'un groupe de travail n'a rapporté de lien d'intérêt avec l'industrie du tabac.



MENTIONS LEGALES

La réunion de mise à jour des référentiels (édition 2018) a été organisée par l'Association de Recherche d'Information Scientifique et Thérapeutique en Oncologie Thoracique (ARISTOT).

Les partenaires institutionnels de 2018 d'ARISTOT sont : **Amgen, AstraZeneca, Boehringer Ingelheim, Bristol-Myers Squibb, MSD, Novartis, Pfizer, Roche, Takeda**, Chugai et Lilly.

Les référentiels en oncologie thoracique Auvergne-Rhône-Alpes 2018 sont mis en forme par Sébastien Couraud (ARISTOT) et par les équipes de CANCERODIGEST. Ils sont édités par ARISTOT qui en est le propriétaire exclusif (y compris des versions antérieures). Ils sont diffusés à titre gratuit par les Réseaux Espace Santé Cancer Rhône-Alpes et Oncauvergne ainsi que sur le site LeCancer.fr.

Pour citer le référentiel :

Perrot E, Martin E, Fournel P et le comité de rédaction des référentiels Auvergne-Rhône-Alpes en oncologie thoracique. Référentiel sur les Métastases cérébrales : actualisation 2019. ARISTOT ; 2019. ISBN 978-2-490858-05-7. Téléchargeable sur <http://espacecancer.sante-ra.fr/Pages/referentiels.aspx> et sur www.lecancer.fr

Perrot E, Martin E, Fournel P on behalf of the editing committee of Auvergne-Rhône-Alpes Guidelines in Thoracic Oncology. [Guidelines on Brain Metastasis of Lung Cancers: 2019 Update]. ARISTOT; 2019 [French]. ISBN 978-2-490858-05-7. Available from <http://espacecancer.sante-ra.fr/Pages/referentiels.aspx> and from www.lecancer.fr

L'édition 2019 du référentiel AURA en oncologie thoracique® est labellisée par:



L'édition 2019 du référentiel AURA en oncologie thoracique® est édité par:



ISBN 978-2-490858-05-7

